



AZURE DATA PLATFORM

RJP Traders
December 2022

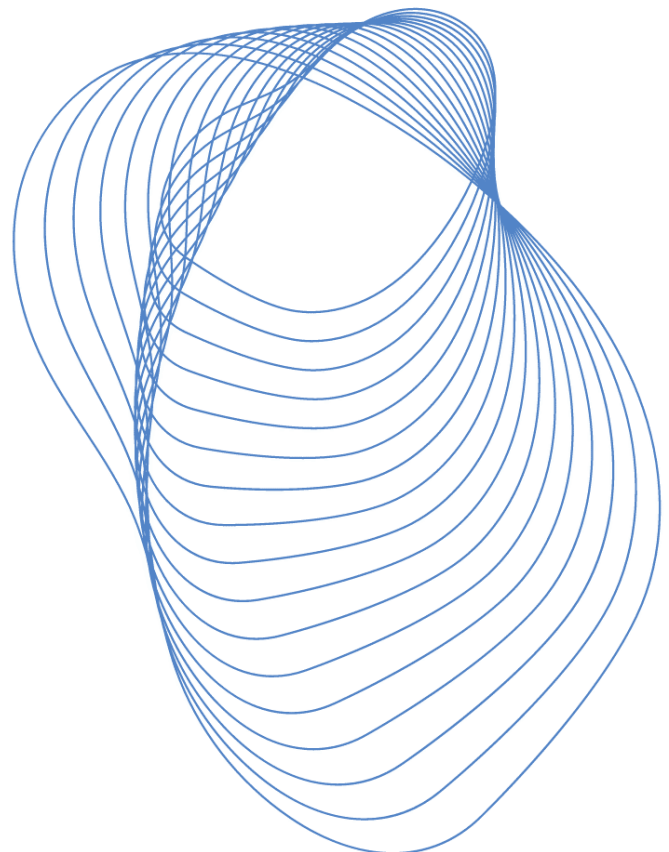


Table of Contents

1. Document Control.....	3
2. Executive Summary	4
3. Azure Databases Capacity Management.....	5
4. Azure Synapse Workspace Capacity Management.....	11
5. Azure Data Factory Activity	12
6. Azure Function Apps.....	15
7. Azure Logic Apps Activity	16

1. Document Control

1.1. Version

Date	Version	Summary of Changes
23/06/2022	V1.3.1	Released

1.2. Roles

Name	Role
Marion de Bergen	Chief Operating Officer
Auguste Cotillion	Head of Managed Services

1.3. Contact Details


Address
Armand Vassilis 140-169 boulevard Olivier Lecomte Paris 75009 France

2. Executive Summary

2.1. Azure Data Services



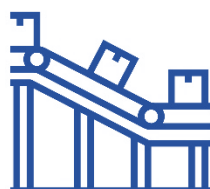
2 Databases



0 Azure Function Apps



15 Logic Apps



7 Data Factories



0 Synapse Workspace

3. Azure Databases Capacity Management

3.1. Database Capacity

The table here provides a capacity overview of the top 5 Azure Databases during December 2022.

3.1.1. DTU Databases

Database Name	Average CPU Usage (%)	Average DTU Consumption (%)	Average Storage (%)
FR-A2:sql:MigrationManagement	0.02	0.03	0.00
FR-A2:sql:MigrationManagement#2	0.02	0.02	0.00
FR-A2:sql:MigrationManagement#3	0.00	0.00	0.00

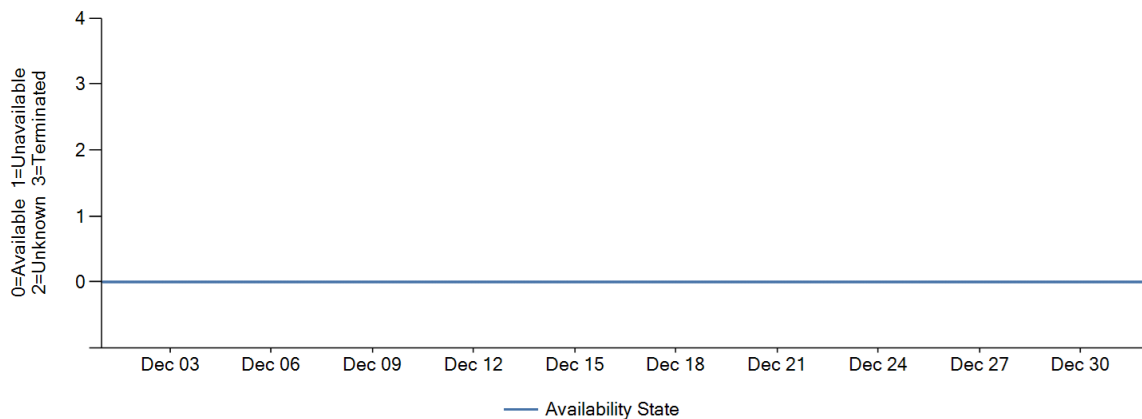
3.1.2. vCore Databases

Database Name	Average CPU Usage (%)	Average DWU Consumption (%)	Average Storage Usage (%)
FR-A2:sql:Production	1.07	No Data	80.98
FR-A2:sql:LivePlatform#2	1.00	No Data	46.90
FR-A2:sql:Test#2	0.07	No Data	36.04
FR-A2:sql:LivePlatform#3	0.04	No Data	50.00
FR-A2:sql:LivePlatform	0.00	No Data	62.55

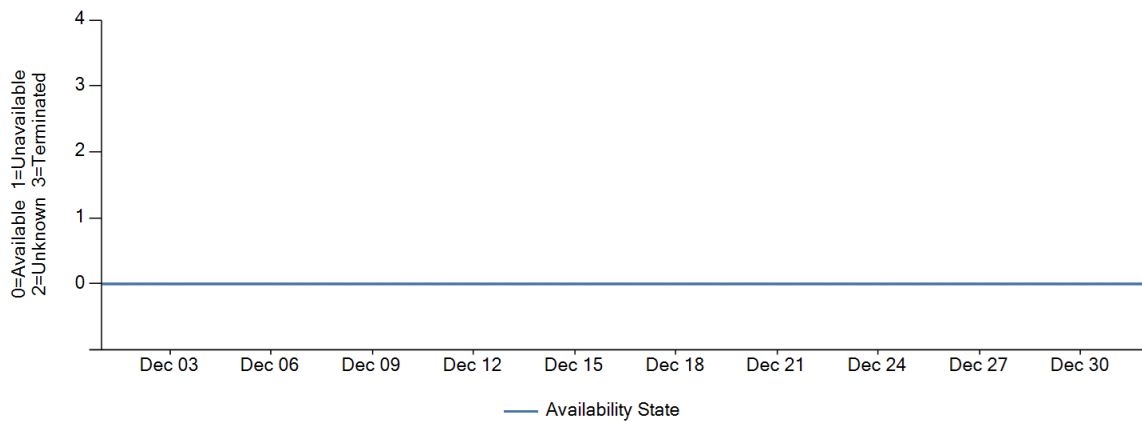
3.2. Database Health

The graphs here provide a visual indication of the resource health for each Database during December 2022.

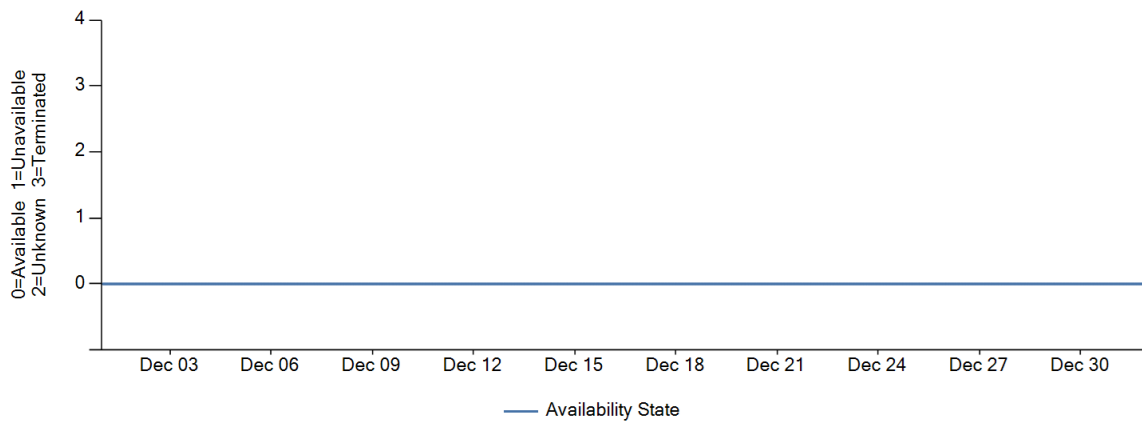
3.2.1. FR-A2:sql:MigrationManagement



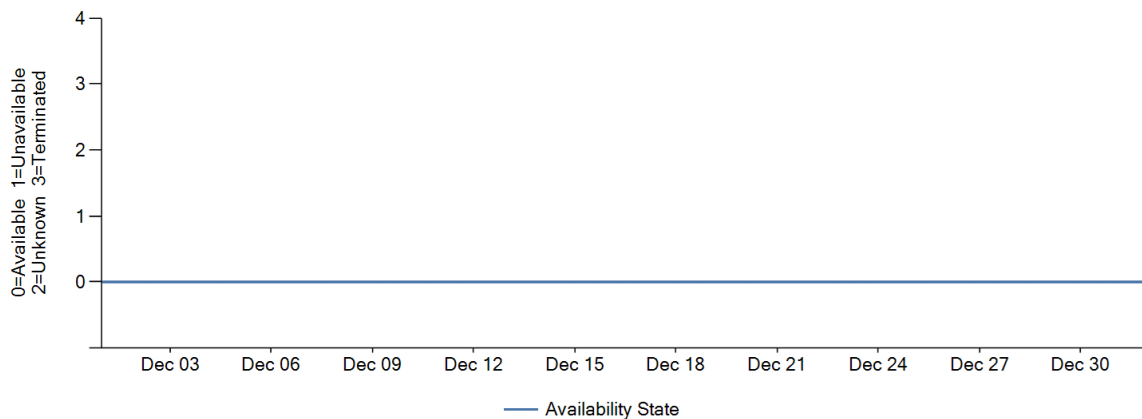
3.2.2. FR-A2:sql:MigrationManagement#1



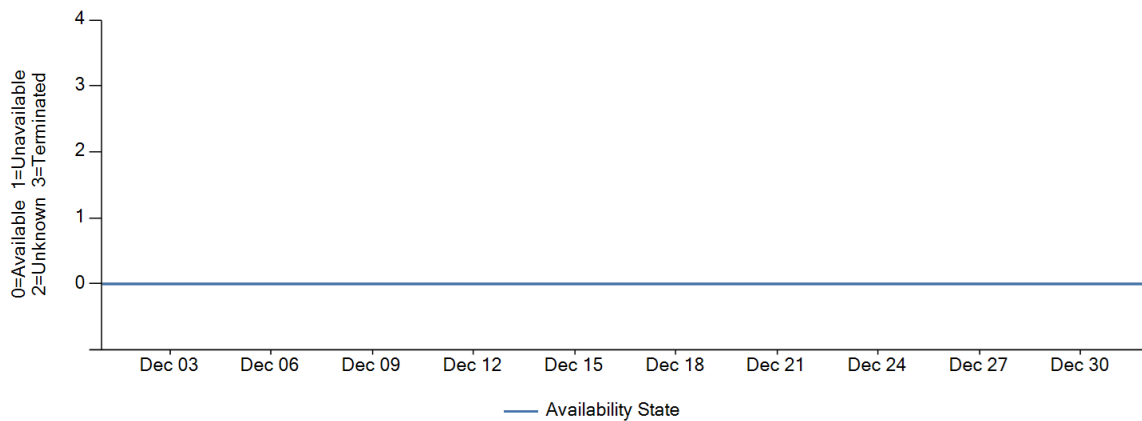
3.2.3. FR-A2:sql:MigrationManagement#2



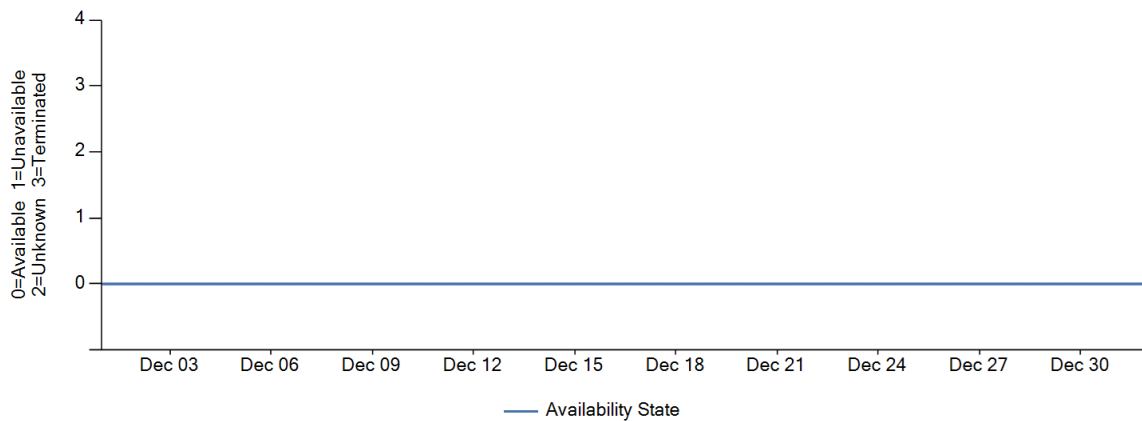
3.2.4. FR-A2:sql:LivePlatform



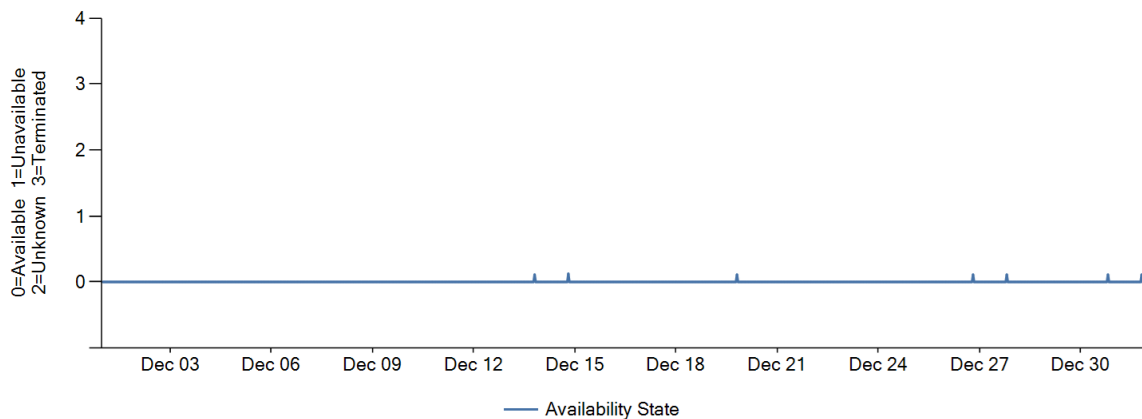
3.2.5. FR-A2:sql:LivePlatform#1



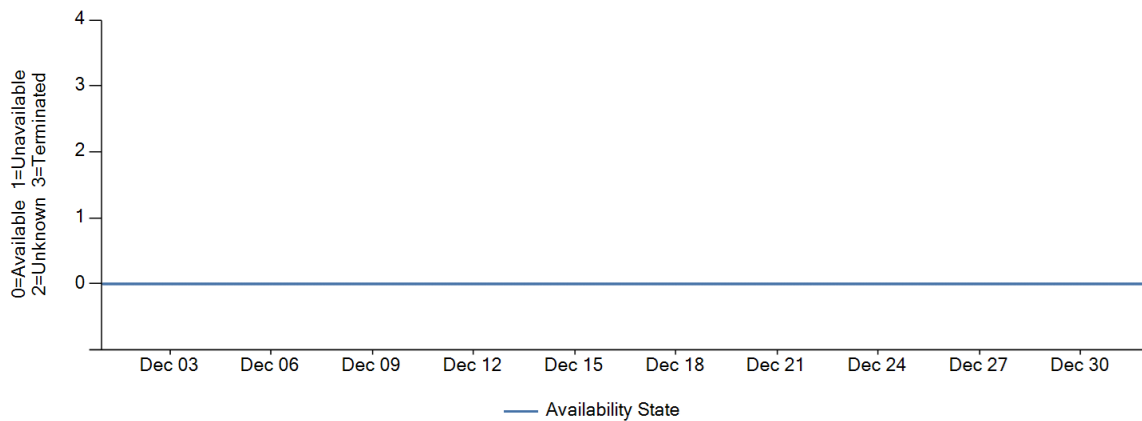
3.2.6. FR-A2:sql:LivePlatform#2



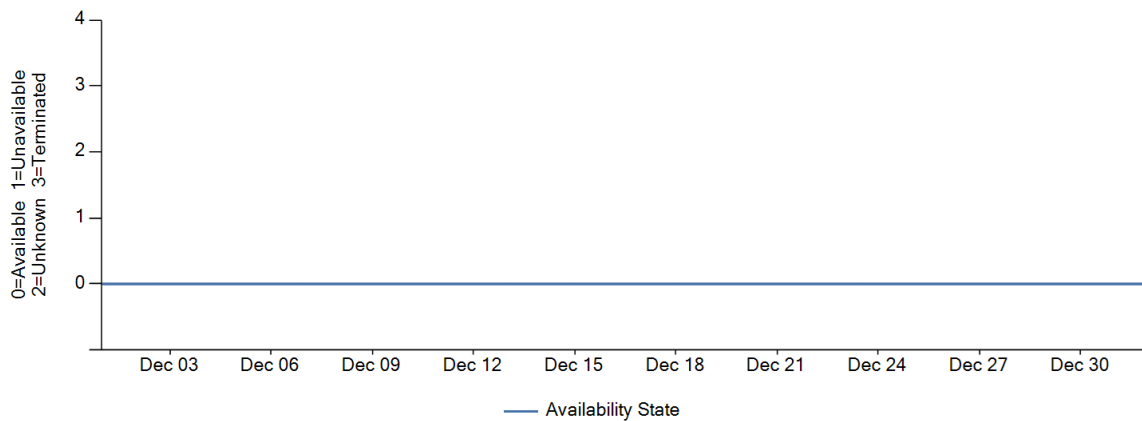
3.2.7. FR-A2:sql:LivePlatform#3



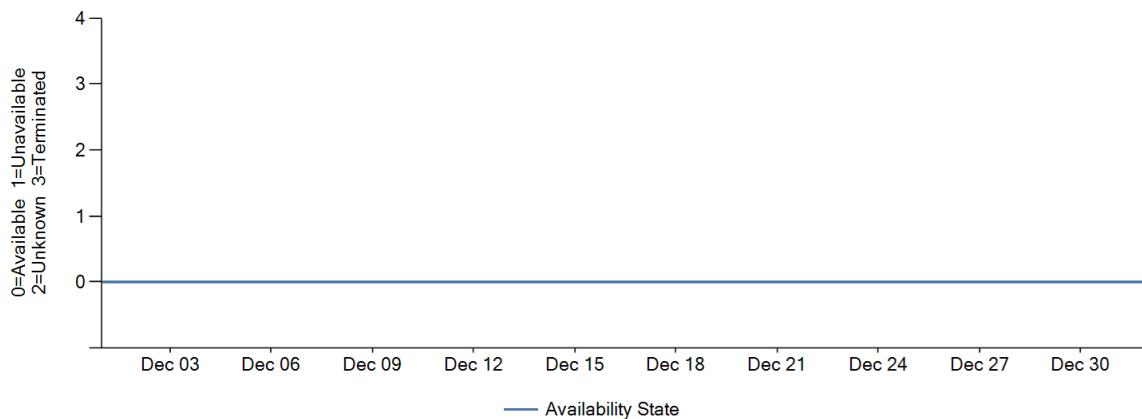
3.2.8. FR-A2:sql:Test



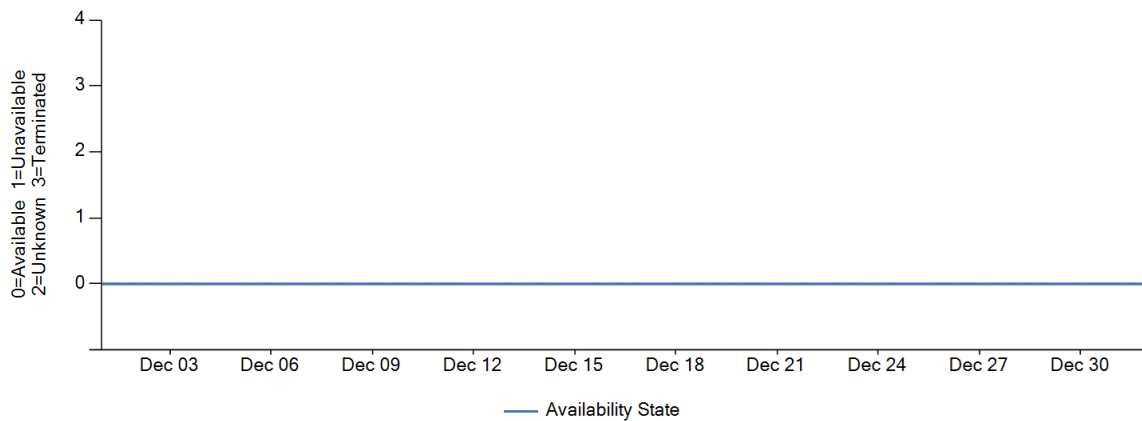
3.2.9. FR-A2:sql:Test#1



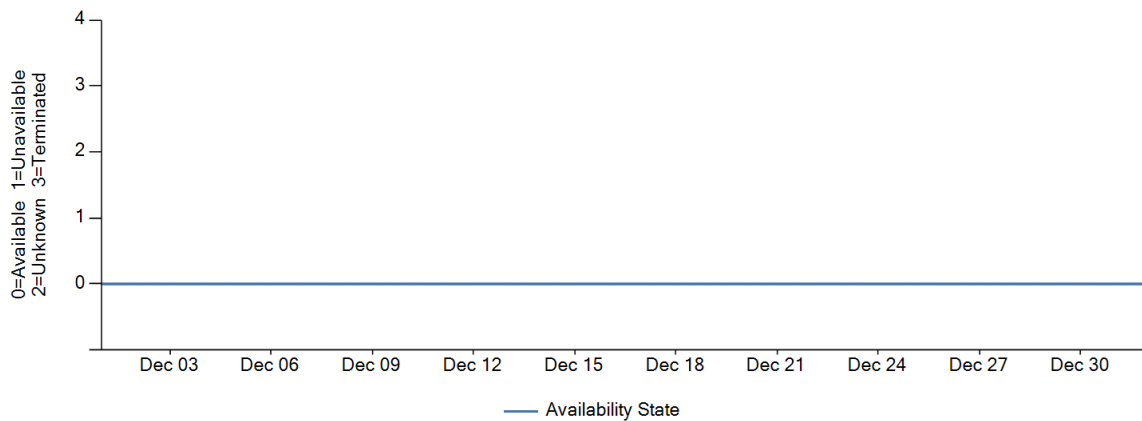
3.2.10. FR-A2:sql:Test#2



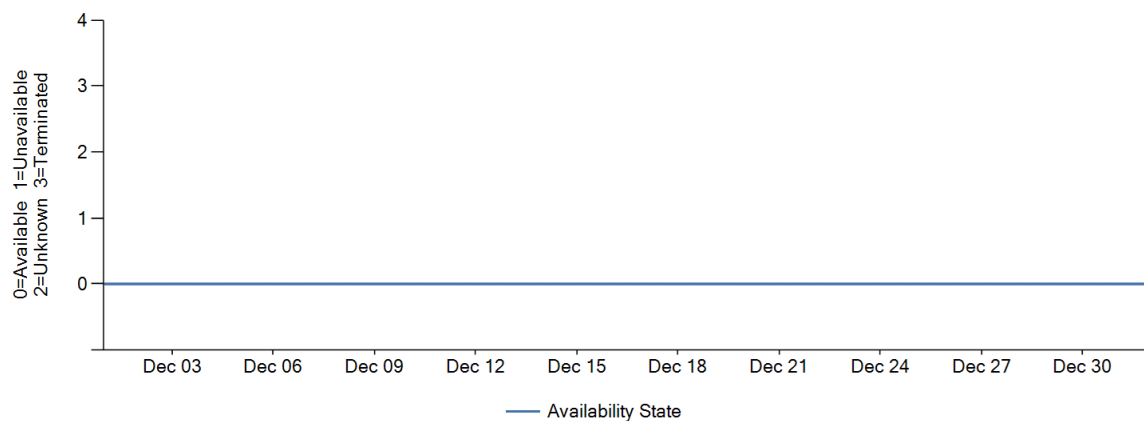
3.2.11. FR-A2:sql:Test#3



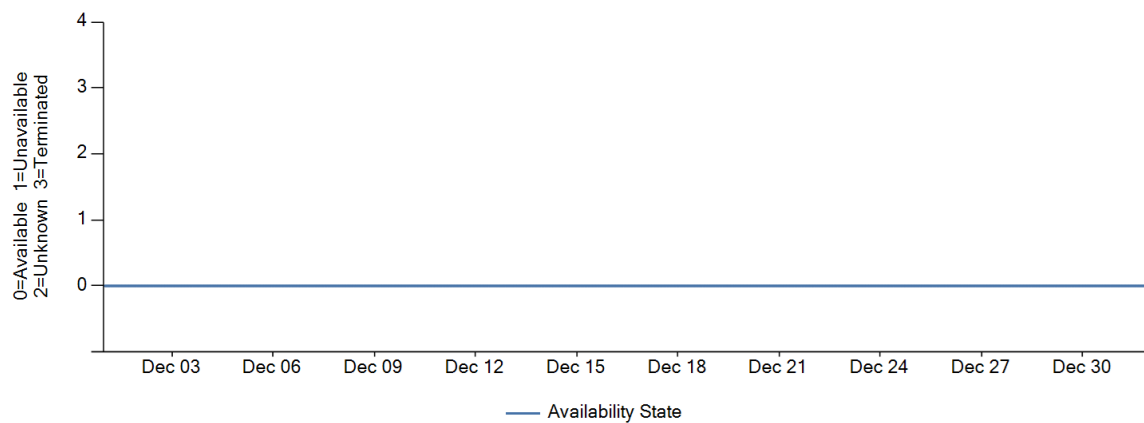
3.2.12. FR-A2:sql:Production



3.2.13. FR-A2:sql:PlatformDB



3.2.14. FR-A4:sql:Production



4. Azure Synapse Workspace Capacity Management

Workspace	SQL Data Processed (bytes)	SQL Pool Login Attempts	Pipeline Runs
No Workspaces found			

5. Azure Data Factory Activity

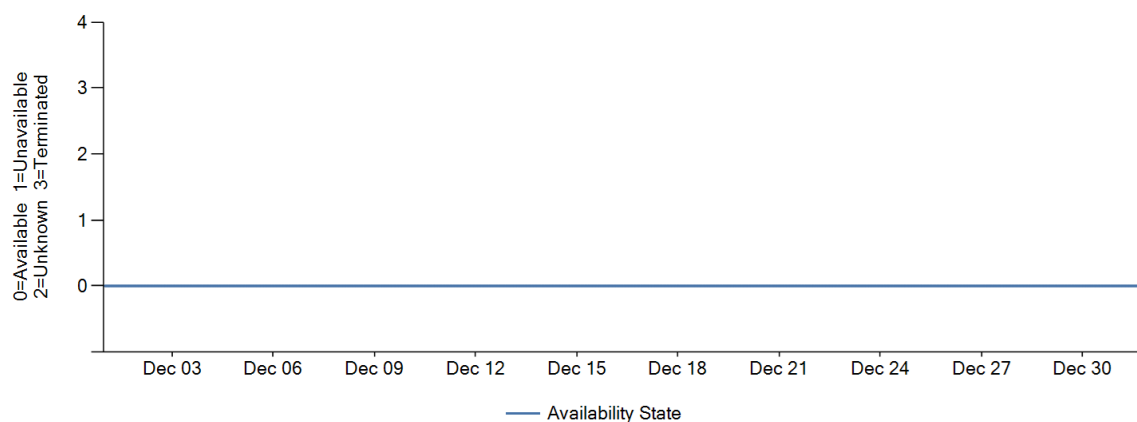
The table here provides events for the top 5 active Azure Data Factory Services during December 2022.

Data Factory	Activity Succeeded Runs	Pipeline Succeeded Runs	Trigger Succeeded Runs
FR-A1:datafactory:pla-frs-migrat-prod-fdf	66562	5227	31
FR-A1:datafactory:pla-frswrhs-prod-01	64855	1581	155
FR-A1:datafactory:pla-frs-migrat-prod2-fdf	37981	2946	31
FR-A1:datafactory:pla-frs-fdf-test-03	0	0	0
FR-A1:datafactory:pla-frs-migrat-staging-fdf	0	0	18

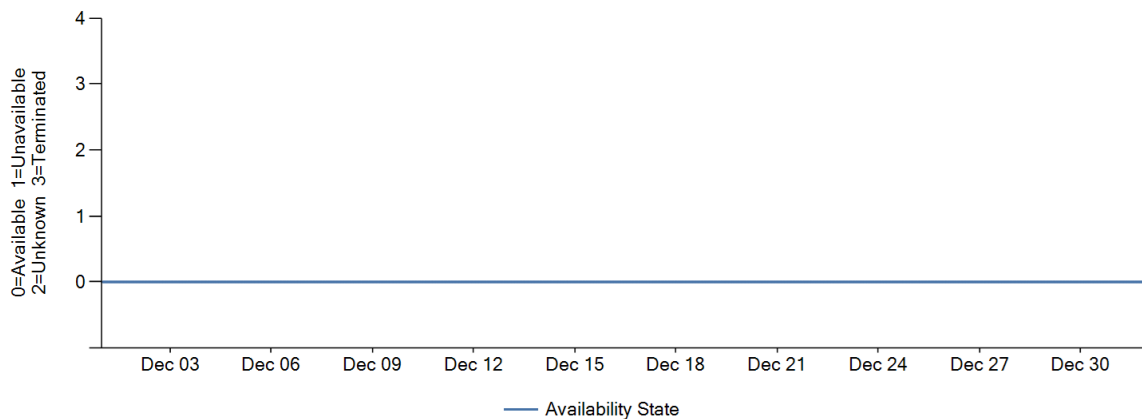
5.1. Data Factory Health

The graphs here provide visual indication of the previous month resource health for each Data Factory during December 2022.

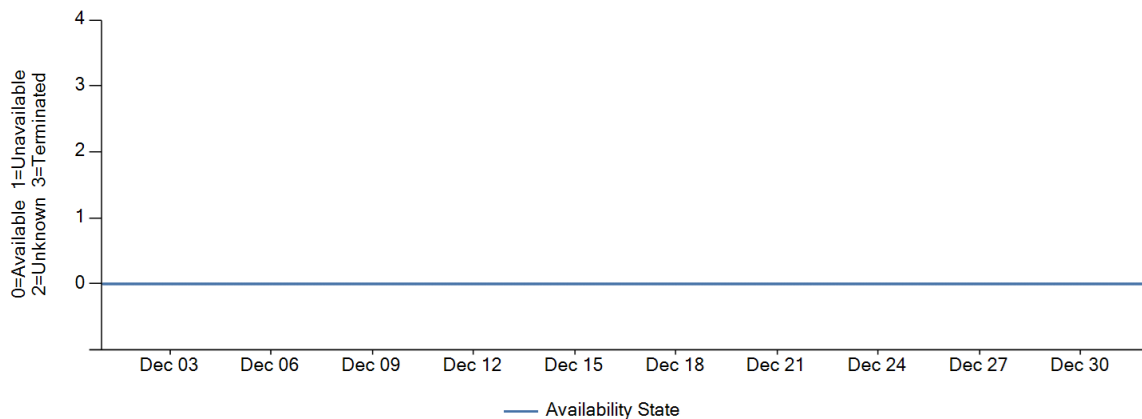
5.1.1. FR-A1:datafactory:pla-frswrhs-prod-01



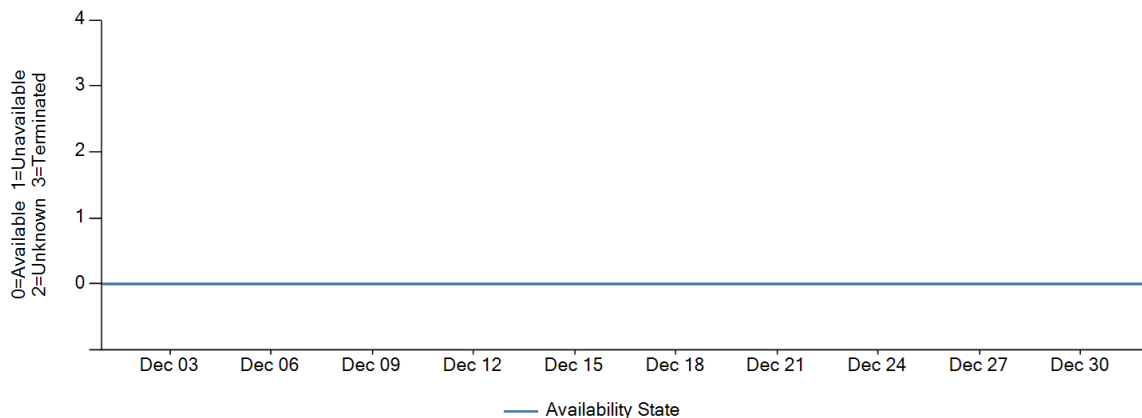
5.1.2. FR-A1:datafactory:pla-frs-migrat-shared-fdf



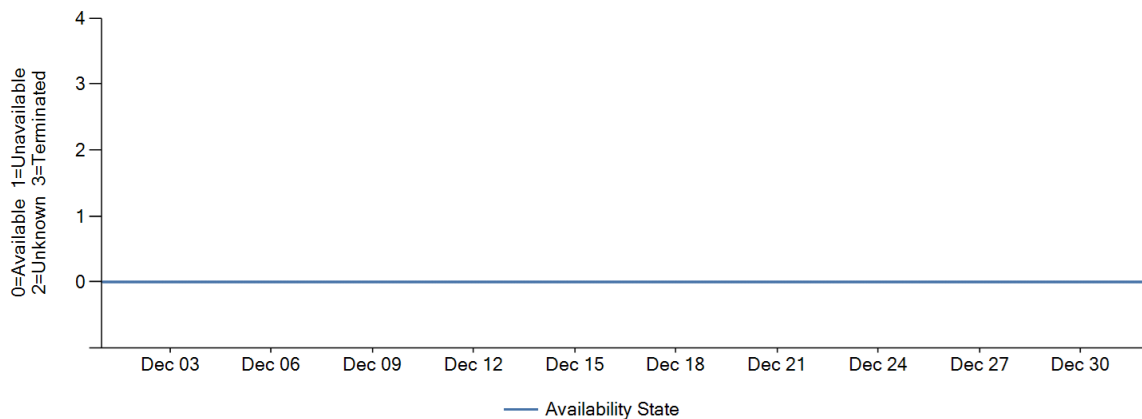
5.1.3. FR-A1:datafactory:pla-frs-migrat-prod-fdf



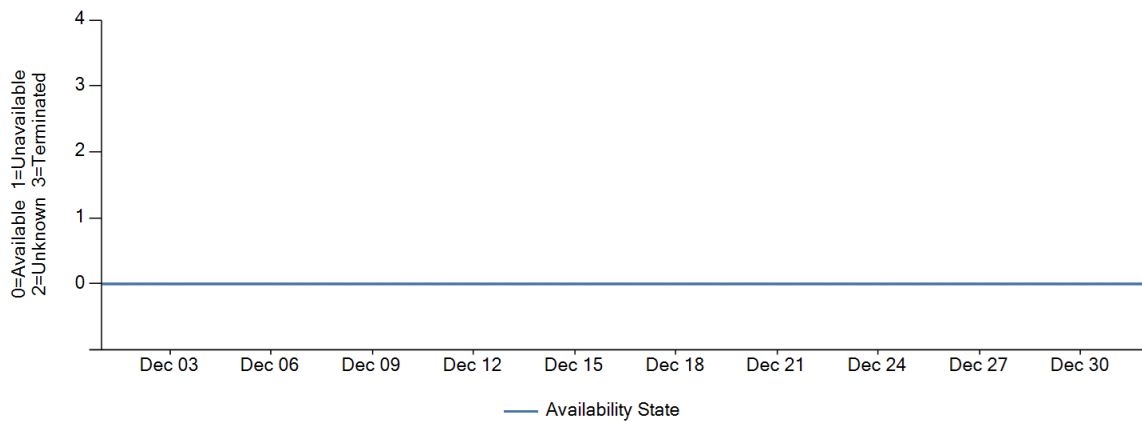
5.1.4. FR-A1:datafactory:pla-frs-migrat-uatprod-fdf



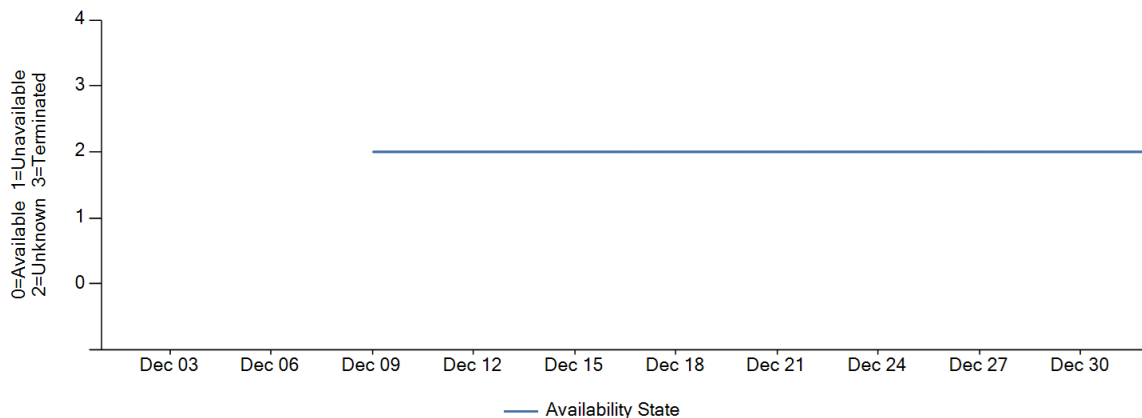
5.1.5. FR-A1:datafactory:pla-frs-migrat-staging-fdf



5.1.6. FR-A1:datafactory:pla-frs-migrat-prod2-fdf



5.1.7. FR-A1:datafactory:pla-frs-fdf-test-03



6. Azure Function Apps

Function App	Average Response Time	Requests	Execution Count
No Function Apps found			

7. Azure Logic Apps Activity

The table here provides activity events for the top 10 active Azure Logic App Services during December 2022.

Logic App	Workflow Runs Succeeded/Failed	Billable Executions	Trigger Runs Succeeded/Failed
FR-A1:logicflow:pla-frs-prod-pbingest	42879 / 205	2595128	42869 / 0
FR-A1:logicflow:pla-frs-sharecost	3187 / 2	12748	3187 / 0
FR-A1:logicflow:pla-frs-test-pbingest	37 / 26	1420	37 / 0
FR-A1:logicflow:BioChem	5 / 0	264	254 / 0
FR-A1:logicflow:VMShutdown	1 / 1	4	1 / 0
FR-A1:logicflow:VMStart	1 / 1	4	1 / 0
FR-A1:logicflow:auto-manage-fr#12	0 / 0	No Data	0 / 0
FR-A1:logicflow:auto-manage-disks-fr#13	0 / 0	No Data	0 / 0
FR-A1:logicflow:auto-manage-snapshot-fr#12	0 / 0	No Data	0 / 0
FR-A1:logicflow:NewCore	0 / 0	No Data	0 / 0